



BADASS GUIDE TO BEING A BEST MAN

**FROM PANIC MODE TO
PARTY ZONE IN NO TIME!**



5 Classic Best Man Speech Mistakes (And How to Avoid Them)




10 Best Man Jobs You Might Not Know You Had



Stag Do Planning 101 – From Meh to Memorable in 5 Simple Steps

StagWeb[®]





BEST MAN? MORE LIKE LEGEND IN THE MAKING!



So, you're going to be a best man, ey?

First off, **congrats**... what a massive honour that is! 🍷

Second off, **commiserations**... you've now got a whole load of stag planning, speech stress, and other duties clogging up your spare time for the next 6-12 months. 🤦

"Cheers for that, mate!"

But hold onto your bowtie – here at the **StagWeb Best Man Bootcamp**, we're going to arm you with all the tools, tips, and tricks you need to sidestep the hassle and absolutely smash the job of the groom's right-hand man.

So, get your scroll on and go from ZERO to BEST MAN HERO in no time! 🍷

Mistake 1: The Time Trap

As us guys have heard all too many times in our lives – length is important! Go too short with your speech and it sounds like you don't have anything nice to say. Too long and you'll face wedding mutiny (people will get bored, go to the bar, and probably start throwing stuff!).



How to Avoid: 5-7 minutes is the speech sweet spot.

Mistake 2: Cringe Comedy

"I'm sure you'll all agree, it's been an emotional day... even the cake is in tiers."
Cue Tumbleweed

There's nothing more awkward than watching a best man try to be funny and the jokes not landing.

How to Avoid: If the joke's iffy, boot it. Get up, say some nice things, and get out of there!




5 CLASSIC BEST MAN SPEECH MISTAKES

(& HOW TO AVOID THEM)

Mistake 3: Too Little, Too Late!

If you're furiously scribbling notes as the groom's straightening his buttonhole, you've messed up! It's far too late by now. Get ready to spend your half-arsed speech tripping over words, losing your place, and reading directly from your A4 sheet of paper (that'll be violently shaking from the nerves).

How to Avoid: Start early. Trust us, it's smoother sailing.



Mistake 4: Too Much 'Dutch Courage'

Good News: a little bit of Dutch courage is fine. A beer or two might actually loosen you up... but know your limits! Go too far the other way, and there's no coming back. Booze can dry your mouth out, which, if you're nervous already, isn't going to help you.

How to Avoid: Know when to cap it.



Mistake 5: The Speedster

Next time you're watching the news, listen to how slowly they speak. You may not have noticed before, but newsreaders talk about half as quickly as you would in a normal conversation. Why? It allows time to recall the story, read in a composed manner, and not fluff their lines.

How to Avoid: Slow and steady wins the speech.



10

BEST MAN JOBS YOU MIGHT NOT KNOW YOU HAD

(*& HOW TO NAIL THEM*)

1

Pre-Wedding Wingman 🍻

We know there's a good-to-fair chance you'll end up cracking a few beers and a few jokes the night before the wedding – and that's fine – but your job as best man is to make sure things don't escalate and the groom gets a good night's kip.

Babysit the Groomsmen 🧑‍🎓

Getting the groomsmen organised is like trying to herd kittens... up an escalator... backwards... in the dark. They need to be seating guests, handing out the order of service, rounding folks up for photos, etc. Make sure you keep them in check and away from the bar for as long as possible.

2

3

Be the Groom's Zen Guru 🧘

No matter how nervous you are about your best man speech, you need to be there for the groom. This is his day and he's going to be a helluva lot more tense than you. Keep him as relaxed as possible (and be ready to hand him a beer at the appropriate moments).

Groom GPS 📍

Whilst the groomsmen handle the guests, you just need to keep your eyes on the main man and make sure he's where he needs to be. Whether that's the altar or he's in position for the photos, make sure he doesn't wander off like the oversized tipsy toddler he is.

4

5

Buy the Groom a Gift from the Groomsmen 🎁

It doesn't have to be mega expensive, but a little gift from the lads is a nice token for the man you're all there to celebrate. We're talking bottle openers, golf gifts, beer – whatever the groom's into. Get looking early.

6

Question Master ?

The groom will have enough on his plate with everything else going on. If the caterers, photographers, DJ or swan handlers have any questions, you field them (if you can). Obviously, if there's a major issue, feel free to take cover.

Lord of the Rings 🍷

They may have a ring bearer, but if not, usually, it's up to the best man to do the honours. Now, it goes without saying: don't lose them! Life won't be worth living if you do. Also, when you hand them over, place the rings in the palm of your hand rather than in the box (which is harder for a nervous bride/groom to handle).

7

8

Master of Ceremonies 🎤

They might appoint another person to this role, but if not, again, it'll fall to you. The Master of Ceremonies simply gets on the mic every now and then to announce the bride and groom, tell everyone dinner's ready, etc.

The Party Starter 🎉

It's your job to make sure that dance floor is never empty. As soon as the first dance is over, you need to get everyone on there throwing shapes like their lives depend on it. Pull out the worm, do the robot or, if all else fails, just flail about – it's about enthusiasm, not skill.

9

10

Make Sure the Groom Has a Drink 🍺

After all the formal bits, the groom will be pulled pillar-to-post by friends, relatives, and co-workers. Your job is to make sure he's well-watered throughout this process – it's damn thirsty work, after all.



Groom Pow-Wow

1

It's amazing how many stags don't chat to the groom. Even if you're surprising him, you're going to want to...

- 1) Get a gauge on who he wants to invite (and who he definitely doesn't want to invite!!)
- 2) Find out if he has any ideas in mind or if he's happy to leave it up to you
- 3) See if he or his partner has put any rules in place in terms of the entertainment on offer.

2

Budget Recon

If the groom has friends you don't know that well, try to get a sense of their finances. You don't want to go too big if a lot of people can't afford it, but you don't want to go too conservative if people want to do something legendary!

Another reason to chat to the groom!

3

Captain's Calls

Too many organisers spoil the weekend!

If you involve too many of the lads in the decision-making, nothing will get sorted. Once you know roughly what people can/can't afford, once you know what the groom wants to do, you come up with the plan and tell the guys what's happening.



STAG DO PLANNING 101

(FROM MEH TO MEMORABLE IN 5 SIMPLE STEPS)

4

Book it Like it's Hot!

The later you leave it, the more chance you'll miss out on:

- The best activities
- The best hotels
- The best timeslots
- The best restaurants
- The best club nights

Essentially, all the good stuff. Once you've planned it, pay your deposits to get it locked in.

Make it Legendary!

Long gone are the days of going down the local and then tying the groom to a lamppost. The older you get, the harder it is to get the lads together, so do something you'll be talking about for years to come.

Again, it doesn't have to break the bank – you just need the right attitude and to make sure you put the effort into the planning.

5

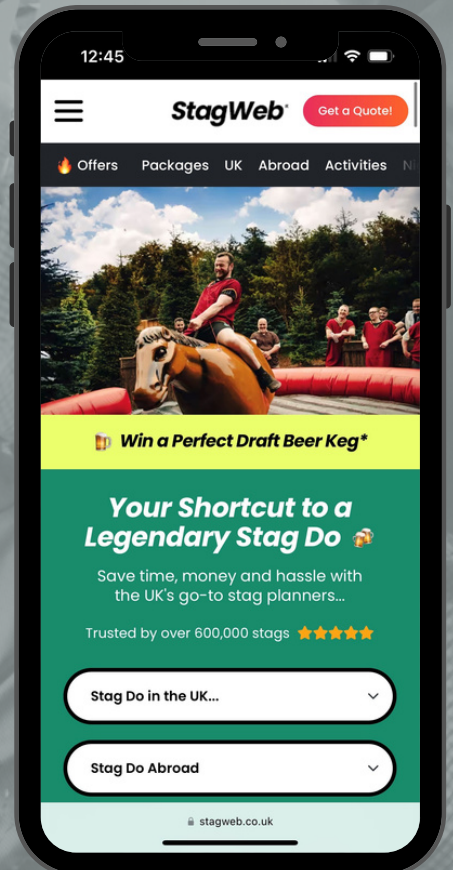
GET YOUR FREE STAG DO QUOTE FROM THE EXPERTS



Head to StagWeb.co.uk and start planning the groom's legendary weekend with the UK's go-to stag planning professionals.

It's absolutely free to enquire and there is zero obligation to book, so why wouldn't you put us to the test?!

[BOOK NOW!](#)



Save 13+ hours of planning time
(more family/pub time for you)

Enjoy peace of mind
(we're ABTA bonded – don't book
without it)

All the stags pay us directly
(so you don't have to chase)

StagWeb®

TESTIMONIALS



"COULDN'T RECOMMEND ENOUGH."



"FANTASTIC!"



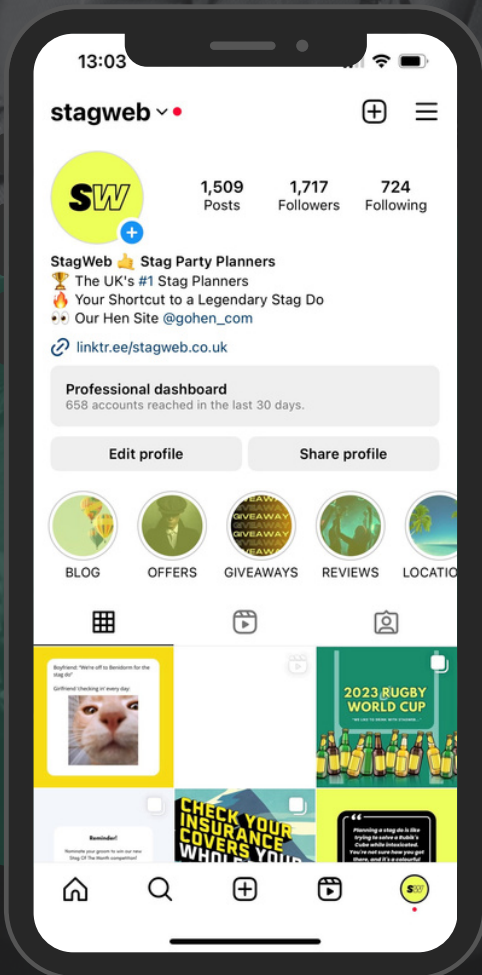
"TAKES THE PAIN OUT OF ORGANISING A STAG DO."



"EASY AND STRAIGHTFORWARD BOOKING PROCESS!"



"AMAZING ACTIVITIES AND AMAZING STAFF!"



GET SOCIAL WITH STAGWEB!



@stagweb



@stagweb



@stagweb

